

USER MANUAL

7-TO-4 PIN TRAILER CONNECTOR KIT



7 TO 4 WAY CORD KIT FOR TRAILERS

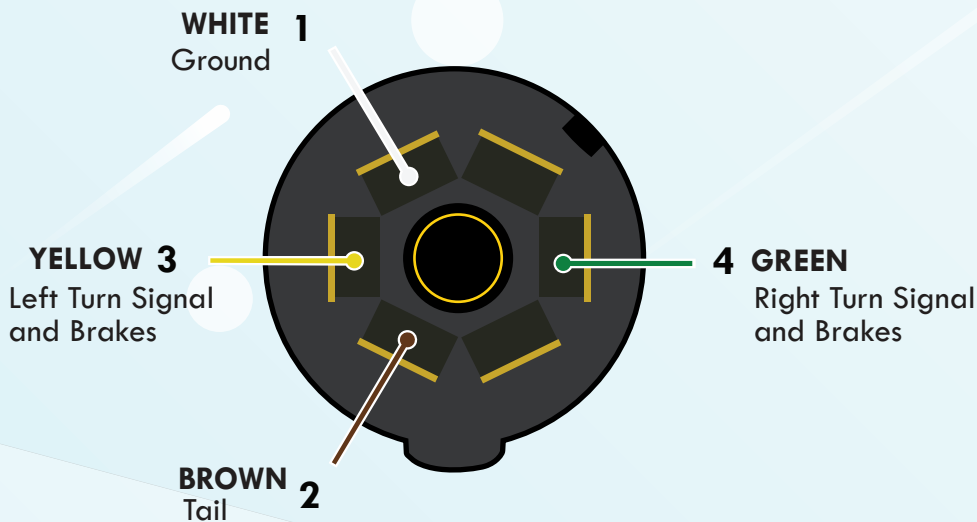
USER MANUAL & INSTRUCTIONS

WARNING

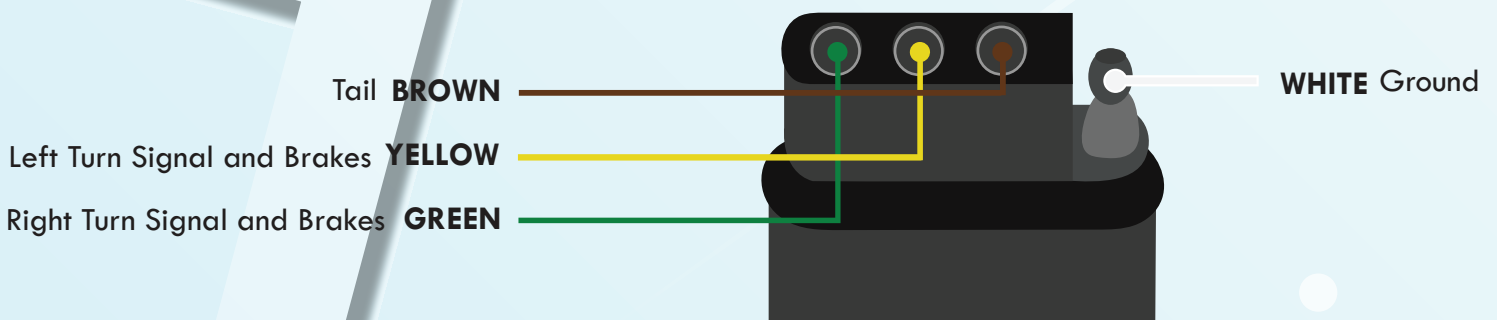
Read all instructions for this and any vehicle specific instructions. Incorrect wiring on trailer/towed-vehicle and/or misuse of this product may result in fire, damaged electrical system and wiring, blown fuses, or bodily injury. LATCH.IT is not and will not be responsible for any personal property damage, or bodily injury caused by incorrect wiring or misuse of this product.


SOCKET & PLUG DIAGRAM





FRONT OF 7-WIRE PLUG



FRONT OF 4-WIRE PLUG





FUNCTION	COLOR
1.....Ground	White 
2.....Tail	Brown 
3.....Left Turn Signal and Brakes	Yellow 
4.....Right Turn Signal and Brakes	Green 

INSTRUCTIONS

PLUG IN BOTH CONNECTORS INTO THEIR RESPECTIVE SOCKET AND CHECK ALL LIGHTS WORK PROPERLY BEFORE MOVING.

TROUBLESHOOTING

PROBLEM - LIGHTS ARE DIM AND/OR ACTIVATE ANOTHER LIGHT

POSSIBLE CAUSES/SOLUTIONS:

- A. Bad, loose or faulty ground on either or both vehicles. Check grounds!
- B. Short circuit on either or both vehicles.
- C. Towing vehicle alternator too small and not enough current.
- D. Towing vehicle wiring is faulty or not robust enough to handle extra power load.

PROBLEM - LIGHTS (BLINKER, TAILLIGHTS OR BRAKES) DO NOT WORK

POSSIBLE CAUSES/SOLUTIONS:

- A. Wiring error to the bulb and sockets.
- B. Bad, loose or faulty ground on either or both vehicles. Check grounds!
- C. Check fuse on towing vehicle. Possible short circuit, check continuity of all wires to ground.
- D. Check female and male plugs are fully mated for good connection.

Scan with your smart phone camera to contact
LATCH.IT Support via the Official Website

www.latchit.org



Email us at info@latchit.org with any questions
or concerns, our support team is always available!



WARNINGS

1. Incorrect wiring and/or misuse of this product may result in fire, damaged electrical system and wiring, blown fuses, or bodily injury. LATCH.IT is not and will not be responsible for any personal property damage, or bodily injury caused by incorrect wiring or misuse of this product.
2. Route the wiring to avoid moving parts, sharp edges, or hot components such as the engine or exhaust system.
3. Wiring exposed to moving parts, sharp edges or hot components may be damaged and cause a short circuit, which can result in damage to the vehicle's electrical system as well as other consequential damage.
4. Failure to establish a good ground could cause to malfunctions; such as, damage to both vehicle's electrical systems, and other consequential damage.
5. Read, understand and follow all manufacturer or dealership vehicle specific instructions before using this product. LATCH.IT is not and will not be responsible for any damages caused by misuse of this product.